

ORTHODONTIC SEMINAR 2021

FIVE, TWO-DAY SESSIONS INCLUDING POWERFUL TOOLS TO HELP YOU SUCCEED!

- TODDS digital diagnostic data software
- Cephworx cephalometric tracing software
- Caseworx software for easy data compilation, documentation, and case presentation
- Radiographic Reference digital book
- 1st year Membership International Association for Orthodontics
- 1st year Membership Central Indiana Study Club
- First orthodontic case started and mentored through finish

**Toolkit valued at over \$10,000
and is yours to keep and
use in your daily practice!**



The Indiana State Board of Dental Examiners has evaluated and approved the Central Indiana Study Club as a CE educational provider. Credits received apply towards Indiana licensure credits and are accepted by all state/national organizations that accept Indiana approved CE crediting. Certification number: 98001064A, 06/05/2020 - 03/02/2022.

The Central Indiana Study Club designates 120 CE credit hours for this course.

CENTRAL INDIANA STUDY CLUB

P.O. BOX 206

PENDLETON, IN 46064

ortho-course.com

EXCITING

ORTHODONTIC SEMINAR 2021

FIVE SESSIONS:

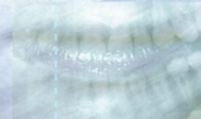
JAN 22-23

MARCH 19-20

MAY 21-22

JULY 23-24

SEPT 18-19



SPONSORED BY CENTRAL INDIANA STUDY CLUB



PENDLETON, INDIANA

120 Course CE Hours

STAYING AHEAD OF THE CURVE IS CRUCIAL TO PRACTICE GROWTH & SUCCESS!

DYNAMIC

The vision of dentistry has evolved to include modern 3D dental techniques in providing orthodontic treatment. This fresh course starts at the very beginning of orthodontics and fully covers 96% of all orthodontic cases. Learn growth, tooth, and bone movements in planning and carrying out orthodontic treatment.


VISUAL REINFORCEMENT

This exciting Orthodontic Seminar series is interactive, hands-on, practical, and highly informative. This course uses a hands-on teaching method to “show, tell, and do” right along with the lecture.

OUR EXPERIENCE IS YOUR ADVANTAGE

Taught by internationally known speakers who have successfully trained and mentored many dentists at every level of orthodontics. Sponsored by CENTRAL INDIANA STUDY CLUB, an IAO Sectional Study Club.

PRESENTERS:




Dr. Kenneth Lau, DDS
MICCMO
FAACP
IBO
IAO Master Senior
Instructor



Dr. Lee Willis, DDS
IBO



Dr. Brandi Lindsey, DDS
FAGD
FIAO



Dr. Fred Der, DDS
IBO
IAO Senior
Instructor

BENEFITS TO YOU

Elevate Your Practice, Create Excellence & Opportunity, Practice Growth Effectively & Professionally

Class enrollees will be provided the first year of membership in the IAO (International Association for Orthodontics). As an active member of the IAO, you will have the support of the IAO Mentors Program, and the Central Indiana Study Club.

RETURN ON INVESTMENT

This course is an excellent investment in your professional future. Learning orthodontics will help you see the bigger picture in general dentistry while increasing clinical efficiency and patient satisfaction. Your investment is recouped with your first orthodontic case, but also MORE GAINS in your general dentistry. Attendees are provided with excellent tools including:

- 5 full, two-day sessions
- TODDS diagnostic data software
- Cephworx cep tracing software
- Caseworx software for easy data compilation and documentation
- Radiographic Reference digital book
- 1st year membership International Association for Orthodontics
- 1 year membership Central Indiana Study Club
- First orthodontic case started and mentored through finish

COST: \$9,850

Register by August 31, 2020 and pay in full for a \$500 early bird discount! Standard non-discounted registration can be made in 4 equal payments before first session.

REGISTER NOW!

**SIGN UP NOW! Call (765) 778-3032,
e-mail seminars@jklsoftware.com,
or visit ortho-course.com for more info**

COURSE OUTLINE

120 Total CE Credit Hours

Session 1 Goals:

- Collect useful data for proper diagnostics & treatment results
- Introduction to cephalometrics / FACIAL GROWTH
- Functional appliances
- Clear aligners
- Bring your first case! Together, we'll analyze, diagnose, & help you start

Session 2 Goals:

- Fixed straight wire mechanics
- Radiographic records
- Diagnosis & treatment planning
- Review case started in Session I

Session 3 Goals:

- Class I occlusion
- Class II, Division 1 occlusion
- Class II, Division 2 occlusion
- Band and Bracket typodont
- Band and Bracket first case as homework
- Recognize Class III occlusion

Session 4 Goals:

- Review case started in Session I
- Myofunctional habits
- Present the first case detailing questions from Sessions I– III.
- Caseworx case creation & submission to Mentors to help finish
- Introduction to TMD & OSA with discussion of comorbid conditions

Session 5 Goals:

- IAO membership benefits
- Forum format, reviewing and covering everything from Sessions I–IV.

Due to hands-on, intense instruction, seats are limited and fill up fast. Reserve your spot now!